

The background of the entire page is a photograph of a modern office environment. It features several cubicles with light-colored wooden desks and grey metal frames. Each cubicle is equipped with a black ergonomic office chair. On the desks, there are various office supplies including a laptop, a printer, and a paper tray. The cubicles are separated by grey fabric dividers. In the background, there are large windows with vertical blinds and a wooden door. The overall lighting is soft and professional.A white icon consisting of two overlapping triangles, one pointing right and one pointing left, creating a stylized 'P' or 'A' shape.

OFFICE FURNITURE

ADAPTIVE TAILORED TESTED

Work and workspaces are adapting as the nature of work changes, with both workforces and companies emphasizing collaboration. With diverse requests from all sectors and departments, there is no longer a one-size-fits-all cookie-cutter solution for workspaces, furniture, or even the technology used. Today's offices need an integrated blend of private workspaces, areas for team collaboration, high-density zones, wire management and power, reception stations, ergonomic options, and multi-purpose rooms. Interior Concepts answers these diverse demands with office furniture that is adaptive, tailored, and tested.

ADAPTIVE. We partner with you to create a work environment that is attractive, promotes productivity, and assists you in accomplishing your business goals. We approach each project individually and deliver made-to-order turnkey furniture solutions. Our unique adaptive furniture system is built to the inch, so it maximizes every square foot, perfectly matching your furniture to your space — including working around building

obstacles. Outfitted with our Chase Wire Management System, stations provide both easy power access and the ability to hide cords and cables for a polished look. Offices are more than just paneled workstations, though. From bookcases to powered tables to sit-to-stand desks, Interior Concepts delivers a complete package. Discover the best furniture-purchasing experience in the industry — one focused entirely on you.

TAILORED & TESTED. We're here to make your job easier and your workspaces better — and we've been doing exactly that for more than 25 years. From initial design to final details, we do whatever it takes to make sure your project goes as smoothly as possible. The process begins with our design specialists listening closely to you in order to learn about your needs and understand your specific issues. After developing a general layout,

we then conduct an online design session with you. Furniture designs are refined and changed in real time — allowing each environment to become an effective and engaging solution tailored to its unique work demands. Your furniture is then made in the USA, delivered and assembled by our professional installers, and backed by a limited lifetime warranty. We stand by our people and our products and know that you will come to trust us, too.



solutions that fit.

OFFICE DESKS

Whether located in a private office or an open office area, administrative personnel are often the backbone of workplace efficiency and operations. It is essential their furniture promotes productivity, delivers functionality, provides user comfort, and makes the most of each office space. We work hand-in-hand with you to customize administrative solutions that address your physical space, user needs, and task requirements. Rest assured, our quality construction will endure years of service while still looking great.

Office desks are available with a wide variety of image-enhancing fabric and finish choices. Additional options include a variety of worktop shapes, modesty panels for privacy, ergonomic accessories, storage components, and paper-management solutions. Integrated LED task lighting, a variety of lockable storage options, and desktop power round out the many ways each station can be individually fine-tuned.

- 1 Overhead storage cabinet doors can be outfitted with acrylic, fabric, laminate, or markerboard inserts.
- 2 Tables and guest chairs add convenient meeting spaces while desks without upper storage create a polished executive look.
- 3 Additional storage for supplies or a spot for personal decor can be created above overhead cabinets by adding shelving units.
- 4 Existing buildings often have obstacles or unusual window heights that are easily accommodated with our "to-the-inch" construction.



SIT-TO-STAND DESKS

Say farewell to your static environment — and hello to improved health. Many ergonomic studies have shown the positive benefits for health and productivity when people can easily transition from sitting to standing for desk work throughout the day. For people who desire furniture that adapts quickly and enhances flexibility to deftly tackle projects, Interior Concepts offers three adjustable-height solutions for varying workplace user demands: crank, counterbalance, or electronic.

Influence Standing Desk with Crank Adjustment

With a strong lift capacity, crank-adjustable tables work well for applications where users may have dual monitors, monitor arms, work materials, lighting, and other work-related items on the worksurface.



- Dimensions: 48" x 48" D to 72"x 60" D with either 24" or 36" returns
- Height adjustment: 27.5"–45"
- Lift capacity: approximately 225 lbs.
- Right- or left-hand returns



3-Leg L-Shape



3-Leg Radius Corner

Influence Table with Counterbalance Adjustment

Counterbalance tables offer less lift capacity, but quick height adjustment without the need for power, making them perfect for meeting, training room, or laptop applications. Simply pull the trigger handle to adjust.



- Dimensions: 24"–36" D x 48"–72" W
- Height adjustment with glides: 27.5"–47"
- Height adjustment with casters: 29.5"–49"
- Lift capacity: approximately 40 lbs.



Standing Desk with Electronic Adjustment

- Incorporate into any L- or U-Shaped desk or workstation
- Height adjustment: 25"–51"
- Programmable height options
- Lift capacity: approximately 225 lbs.
- Right- or left-hand returns





Workstations in a straight-run layout function well for teams whose members are often off-site but still need dedicated space. Stations can be customized with task lighting, storage pedestals, and shelves.

WORKSTATIONS

Different teams have different needs — high walls, low walls, or no walls; space for four-member teams or a whole department; overhead storage or wardrobe cabinets; assigned stations or shared workspaces — and the list goes on. Knowing this, we have lots of idea starters to tackle each team’s infinite demands and assist you with developing flexible solutions. Then, utilizing an online design session in which you are paired with a design specialist, the task of further customizing workstations for a perfect fit is effortless.



- 1 Workstations like this can feature paper management, mobile pedestals, power and data ports, wardrobe/bookcase combos, and Chase Wire Management.
- 2 When workstations and height-adjustable tables are paired in an office environment, the tables offer additional options for impromptu collaboration, coffee breaks, or even chances to work standing up.
- 3 Walls can form either individual or connected offices, providing varying levels of privacy and preventing visual distraction in a busy office. Walls can vary in height within the same station, or walls can be outfitted with decorative acrylic panels in different colors or textures, letting in light and creating an interesting aesthetic.



1



2



3

CUSTOMER SERVICE

Give your customer support team members the tools they need to succeed with stations that match their work needs — like open stations to maintain team energy or more enclosed stations to limit visual or auditory distractions when handling sensitive data. Add-ons like markerboards, tackable panels, monitor arms, or locking drawers can give them exactly what they need to succeed. Work with our design experts to create station designs that complement the goals of your business, and with our unique built-to-the-inch panel system, you will maximize every square foot of your space.



- 1 To reduce background noise for the supervisor, or to allow a conversation without disrupting other team members on calls, a top panel outfitted with clear acrylic inserts can cap off the workstation and act as an acoustic barrier while adding the benefit of a clear line of sight.
- 2 Raised supervisor stations create a sit-to-stand option as well as a higher vantage point for overseeing customer service teams.
- 3 Dividing panels can be configured to any height, and lower dividers can be either open or closed panels.



RECEPTION DESKS

First impressions matter, so put your best foot forward with administrative furniture that is as practical as it is attractive. With user comfort, task functionality, quality construction, integrated storage, and many image-enhancing color choices all rolled into one solution, your reception desks will set the stage for successful interactions.

Choose from a standard design and modify it to fit your needs, or get creative with your own unique design. Endless configurations will result in a perfect fit for your space and staff. Whatever you dream up, our designers will work with you to bring it to life — and we guarantee it will last for years to come.

- 1

Custom Design
- 2

Corner Desk
- 3

L-Shaped Desk
- 4

L-Shaped Desk
- 5

L-Shaped Desk with Overhead Storage
- 6


U-Shaped Desk with Overhead Storage
- 7

Custom Design
- 8

Corner Desk
- 9

Custom Design
- 10

U-Shaped Desk with Overhead Storage





TABLES

Tables are the unsung heroes of most workplaces — they are incredibly versatile for multiple tasks and applications and can be found in corner offices, boardrooms, training rooms, and lunch rooms. Paired with casters, tables can easily be reconfigured or rolled wherever people need to gather. With a multitude of shape options, the sky is the limit on these office chameleons that can be found anywhere and used for anything.



Boardroom/Conference



Classroom




Small Groups



U-Shaped



Arc



Lecture

More than 20 table shapes available!

Coordinate worksurfaces and worksurface edges with a matching 3MM edge.

Table Lines:


- Adjustable-Height Tables
- Café Tables
- Conference Tables
- Flip-Top Tables
- Meeting Tables
- Multipurpose Tables
- Training/Computer Tables

See our Tables brochure for a complete overview, including our Influence and Motion tables.



WALLS AND DOORS

Walls and doors serve important roles in defining private and public spaces, but they do not have to be boring. With so many material options and custom dimensions, “rooms” constructed from panel walls can make a bold or refined aesthetic statement. Easily reconfigurable, walls and doors can also evolve alongside your organization.



CHASE WIRE MANAGEMENT

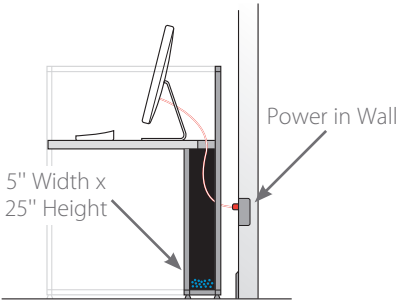
The largest cable capacity. The easiest to use. Quicker, more cost-effective installation. Our unparalleled Chase Wire Management System has it all. The large, open Chase system runs from station to station and is easily accessed by sliding doors. Changing computers and rerouting wires is a snap — saving time and money during reconfiguration. Original installation is even easier, since cables can be easily laid throughout the Chase system, unlike other systems’ narrow panel raceways. Whether you need a powered or non-powered setup, our Chase Wire Management System can accommodate your every need.



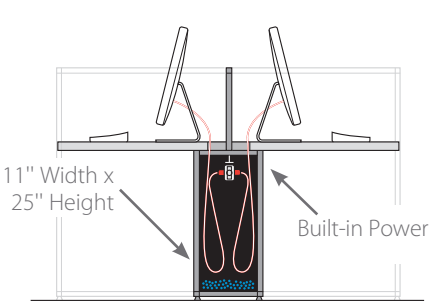
Built-in 8-Wire Electrical with Duplex Receptacles

Full-Height Chase

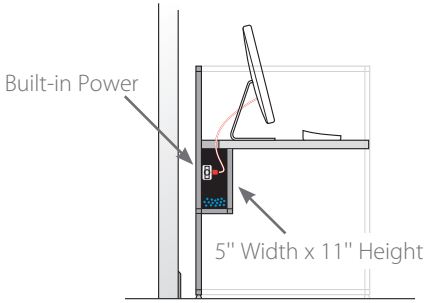
Chase Options: Full Height, Back to Back, Suspended



Full-Height Chase



Full-Height, Back-to-Back Chase



Suspended Chase

ACCESSORIES

To see more options, including LED lighting, please visit interiorconcepts.com, or ask your sales representative.

Workstations: EnerGEE! Rechargeable Battery, Power/Data, Power/USB, Modesty Panels.



Ergonomics: Ergonomic Keyboards, Keyboard Trays, Monitor Arms, Paper Management



Storage: Bookcases, Media Cabinets, Pedestals, Wardrobe Cabinets



Seating: Casual, Conference, Guest, Multipurpose, Stools, Task



SPECIFICATIONS

- Workstations can be custom-designed and manufactured to very exact dimensions — any length, depth, or height — and different connectors allow for an almost infinite variety of configurations.
- At the heart of the Interior Concepts system is 1" square, 16-gauge steel tubing assembled using patented zinc-cast connectors with ABS plastic sleeves. The tubing frame is finished with epoxy powder coat paint.
- A patented panel-molding system holds panel inserts in place. This assembly technique allows for the easy removal and replacement of panel inserts without disturbing wires or cables and without requiring disassembly of the furniture.
- Worksurfaces are 1.25" thick and finished with a high-pressure wear-resistant laminate writing surface with a balancing laminate backer sheet on the underside of the worksurface.
- A broad palette of options exists for panels, laminate worksurfaces, and 3MM edges in solid colors, patterns, and wood grains, making it easy to maintain a consistent and coordinated look throughout your organization.

THE INTERIOR CONCEPTS PROCESS

LOOK through our product selection to find the design that will work for you. Contact us to start your project, and a project manager will contact you to discuss your needs and find the best furniture solution.

DESIGN YOUR FURNITURE LIVE. After our design expert works with you to define your needs, he or she will propose an initial furniture solution. Over a web conference, you will see how the furniture and layout will look in your space. Make live changes and select colors to see a visual of the final design of your furniture solution.

PLACE YOUR ORDER. Once you give the go-ahead on your design, the plans go directly to the factory floor and into production. After production, the furniture will ship to you, and our professional installers will assemble it on-site. Throughout each step, we will work with you to answer your questions and make sure you get your furniture when you want it.

AFTER THE INSTALLATION, your furniture will require little maintenance, since our system does not have end caps or loose pieces. Should you need it, your furniture is backed by a limited lifetime warranty. Plus we keep a record of your furniture order on file, so future reconfigurations and additions are a breeze.



Limited Lifetime Warranty
Furniture and tables are backed by a limited lifetime warranty; electric has a five-year warranty; counterbalance and crank mechanisms have a one-year warranty. Visit interiorconcepts.com for additional warranty information.



18525 Trimble Court, Spring Lake, MI 49456

800.678.5550 | interiorconcepts.com