



MEDIA CURVE



The Media Curve workstation by Interior Concepts has the perfect mix of design, durability, and function for labs and common areas. Units can be sitting or stool/ standing height, both offer a great landing spot for people to gather. Select from many standard designs — including those equipped with casters, locking storage, tote drawer storage or power — or customize the workstation to fit your needs. A wide variety of finishes are also available to create a coordinated look throughout the campus.

FEATURES

- Standard Sizes
 - Half: 24" D x 48" W or 30" D x 60" W; 29" or 38" H
 - Split: 48" D x 48" W or 60" D x 60" W; 29" or 38" H
 - Full: 48" D x 48" W or 60" D x 60" W; 29" or 38" H
 - CatchAll: 48" D x 48" W; 29" or 38" H
- 1.25" thick worksurface with HPL laminate and 3MM edge
- MAS® Certified Green
- Limited lifetime warranty
- Made in the USA

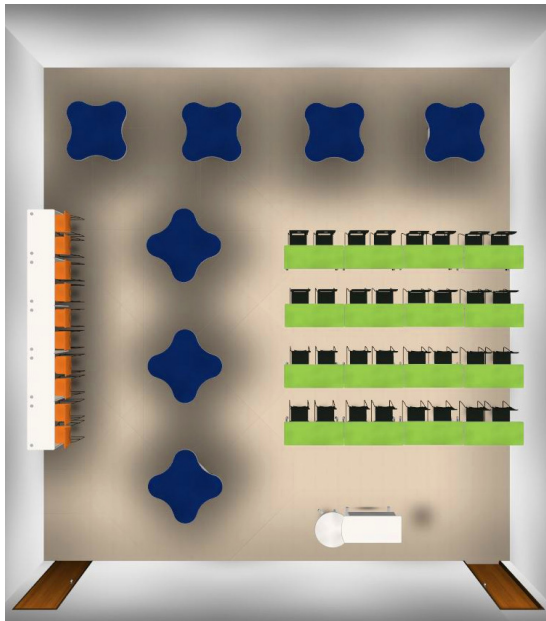
OPTIONS

- Laminate or whiteboard worksurface
- Glides or heavy-duty casters
- Open storage shelf with lower storage cabinet (two doors)
- One full cabinet with adjustable storage shelf (two doors)
- Storage cabinets with/without locking doors (lock cores can be matched or unique)
- Spill-resistant power/data desktop outlet
- Tote drawer storage
- Numerous color options

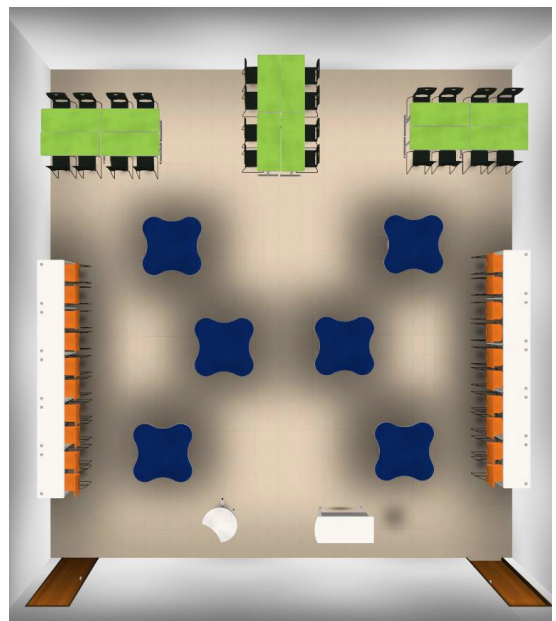


Choose from one of our standard Media Curves or talk with your Sales Rep to build a custom solution that fits your needs.

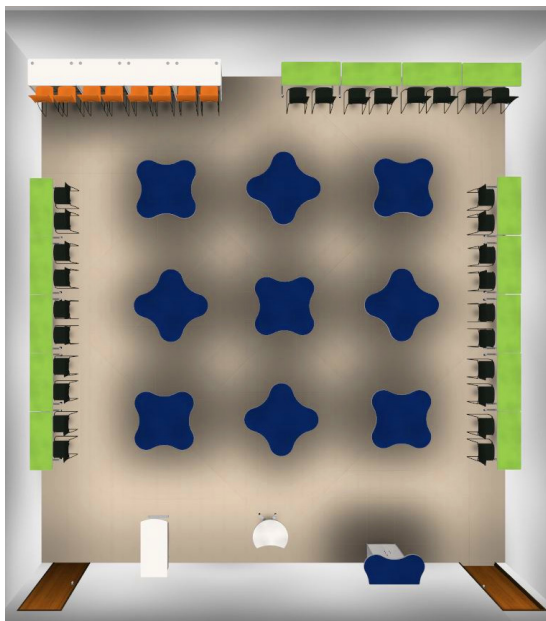
Lab with Tables in Lecture Layout



Lab with Collaborative Stations



Central Lab with Perimeter Tables



Lab with Tables and Half Media Curves

