



TECH LAB CART



Lab and technology spaces often need durable workbenches that can accommodate heavy, large, or messy experiments and equipment. Topped with a non-reactive maple butcher block, our carts will withstand the demands of any workshop environment for years. Built-in lower storage also simplifies equipment or supply storage — one side features a locking cabinet and the other an open cubby with adjustable shelf. To allow carts to be grouped for even larger worktops, or easily moved for cleanup, heavy-duty locking casters are standard.

FEATURES

- Standard Sizes
 - 36" D x 48" W; 29" H or 38" H
 - 30", 36" or 48" D x 72" W; 29" H or 38" H
 - 30", 36" or 48" D x 84" W; 29" H or 38" H
- Locking storage cabinet (lock cores can be matched)
- Adjustable storage shelf
- Heavy-duty locking casters
- Limited lifetime warranty
- MAS® Certified Green
- Made in the USA


OPTIONS

- Worksurfaces
 - Laminate
 - Maple Butcher Block
 - Markerboard
 - Trespa
 - Stainless Steel (limited sizes)
- Numerous color options
- Tote storage (limited sizes)
- Spill-resistant power/data desktop outlet
- Under worksurface magnetic stool storage




Choose from one of our standard Tech Lab Carts, or talk with your Sales Rep to build a custom solution that fits your needs.

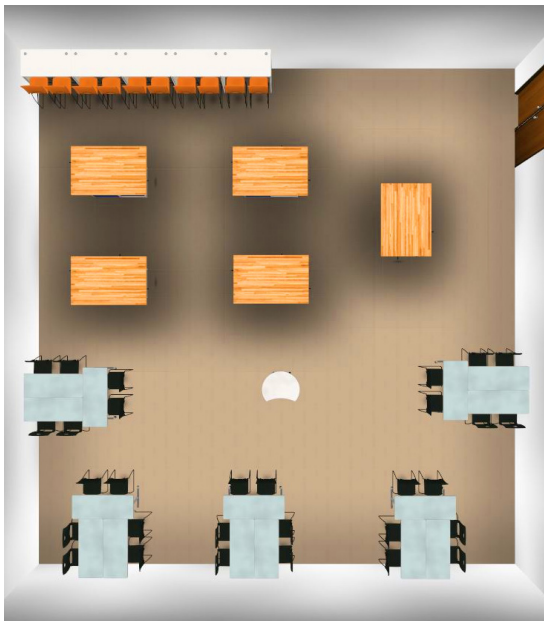
Central Lab with Perimeter Tables



Perimeter Lab with 2-Person Tables



Lab with Collaborative Tables



Lab with Tables in Lecture Layout

