





TABLES

Multi-Purpose Table Solutions



Interior Concepts®

solutions that fit.

EVERY DETAIL STARTS WITH LISTENING

Tables designed around you. Trends come and go, but one thing never goes out of style: listening to what customers truly need. Whether for educational or administrative environments, our tables accommodate a variety of needs and can be effortlessly configured for even the most challenging floor plans. Choose from a variety of shapes, heights, and features, and best of all, they are durable and will last for years to come.

Discover a furniture experience focused entirely on your needs, so pull up a seat and let's get to work!



Motion Tables

Serving every need from the classroom to the conference room, Motion Tables define "multi-purpose". Their adaptable design enables quick reconfiguration for work and collaboration.



Specialty Tables

A category of tables that break the mold of our standard offerings. These tables were designed to fit the specific applications that might require a bit more than normal.



Conference Tables

Select from a range of table shapes, or group together multi-purpose Motion Tables for ultimate flexibility. Optional integrated power allows users to power and charge electronics right at the surface

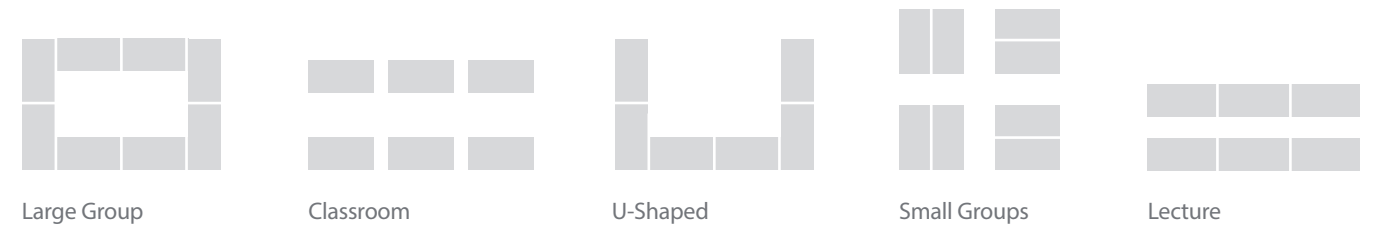


Influence® Tables

Influence® Tables provide flexible, adjustable-height workspace solutions that support a refreshing change of pace to allowing users to stay comfortable throughout the day.

MOTION MULTI-PURPOSE TABLES

Always a moving experience. It's amazing what a simple change of pace can do for students or employees. Motion Tables give you the flexibility to create different room layouts effortlessly. With our rectangular table as your starting point, you can go from classic classroom, to small groups, to U-shaped group discussions. Your layouts are free to adapt from day to day, and the flexibility will last for years, as our tables are backed by a limited lifetime warranty. Choose table depths from 18", 24", 30", or 36" and table lengths from 48"-96" wide in 6" increments.



FLIP-TOP OPTION

Tables you'll flip for. Classrooms, breakrooms, and multi-purpose spaces are always in motion, your furniture should be too. Our Motion flip-top tables make it easy to adapt, whether you're hosting different group sizes, switching room functions, or simply moving tables from one space to another. With a durable quick-release handle, the worksurface flips and locks vertically for compact nesting. Adapt your space in an instant and be ready for whatever the day brings!

Select from T-leg (far right) or Arch Leg (below).

Half-round designs available as 24" x 48" or 30" x 60".



Tables easily nest together for flexible use in multi-purpose rooms.

Flip-top tables up to 72" wide feature a quick-release handle for solo use



ADJUSTABLE-HEIGHT OPTION

In need of an altitude adjustment?

With a simple pin-clip system, users can adjust the table height without a single tool. And with two height-range options available, tables can easily accommodate different age groups or work purposes while maintaining a unified aesthetic. Simply lock in the desired height, and everyone is comfortably back in business.



Height-Range Options
 • 26"-35"
 • 29"-42"

ROUND AND SQUARE TABLES

Beautifully basic. Our round and square Motion tables are simple making them perfect for dining areas, occasional meeting spaces, and other social settings. Available in sitting or standing height, these tables are just right for taking a break or catching up on a project. Standard tables are available in six inch increments from 30" - 60" wide, and either 29" or 42" high.



UNIQUE SHAPE TABLES


Unique shapes for unique needs. From small-team collaborations to large-group discussions, Interior Concepts can create the perfect table for you. Layouts are free to adapt from one day to the next with the flexibility of these tables. Encourage creativity in classroom by mixing and matching worksurface shapes for a look that is your own. For more details on available shapes, please see our Unique Shape Tables brochure.



COMPUTER TABLES

Plug-n-play. It's hard to be productive if you're not connected. Computer tables with the Connect2 power solution meet your needs head on with an economical solution that's easy to specify, install, and reconfigure. An under-worksurface cable trough discreetly channels power from table to table, all hidden behind a modesty panel keeping cords organized and the table's appearance clean.

- Computer tables are available from 24"–96" wide in 6" increments
- Connect up to six tables per power plug
- Does not require hardwiring to building power
- Comes standard with a 15 or 20 amp plug



Connect2 Kit includes:

- One 6' 15 or 20 amp power plug per table row
- Leg wire management
- Modesty panel with power kit and wire management
- One 18" jumper to connect tables (not shown)
- LinkLatch ganging mechanism (not shown)

**A UL hardwire option is available.*

CONFERENCE TABLES

Convene with class. Design the perfect conference, huddle, or planning room with Interior Concepts. Select from a range of table shapes or group together multi-purpose tables for ultimate flexibility. Optional integrated power allows users to power and charge electronics right at the surface. Choose from a variety of bases, colors, and shapes to make your table complement or accent the look of your organization. It's all up to you!



Half-rounds with rectangular multi-purpose tables create a flexible meeting solution.

Conference Table Shapes



Rectangle

Boat

Oval

Wedge

Skoop

Kurv

SPECIALTY TABLES

FLYTE TABLES

Create a dynamic aesthetic from an array of shape options that can be reconfigured for individuals or small group collaboration. The slim post leg design allows for more leg room beneath the worksurface and the simple pin-clip feature does not require tools for height adjustment.

- Heights:
 - Glides: 21" - 31"
 - Casters: 24" - 34"



O FRAME TABLE

The O Frame Table offers a simple way to refresh your space! Available in multiple sizes, it adapts easily for a variety of layouts. Tie the space together by pairing this table with O Frame legs on workstations or conference tables to create a cohesive layout.

- Height: 29"
- Depths: 20", 24", 60", and 36"
- Max width: 84"



ANGLE LEG TABLE

The Angled Leg Table brings a contemporary feel to any workspace with its sleek profile and dynamic leg design. Built for both durability and style, it provides a sturdy surface suited for daily use in offices and classrooms.

- Heights: 29" and 42"
- Worksurface shapes: Rectangle or Round
 - Rectangle: 42" max depth; 60" max width
 - Round: 60" max diameter



SPECIALTY TABLES

PEDESTAL TABLE

This low profile base eliminates the worry of table legs getting in the way, allowing for everyone to gather comfortably around the table. Use as a single leg or pair legs together to support larger rectangular shaped tops.

- Heights: 29" and 42"
- Dimensions: 18" - 60" round and square



HEAVY DUTY TABLE

This multipurpose table stands strong against students and heavy equipment usage. These flexible tables are perfect for use in CTE environments with their 500 lb weight capacity.


- Glides or locking casters
- Heights: 29" and 36"
- Depths: 30", 36", and 48"
- Widths: 48", 60", and 72"
- Worksurface Options: Butcherblock, Stainless Steel, Laminate, or Trespa



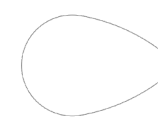
TANGENT TABLE

Sporting unique legs, this table is sure to make a statement in any room. Use them here, there, and everywhere and off on a tangent collaborating around this table.

- Heights: 30", 36", and 42"
- Worksurface shapes:



Circle



Egg



Guitar Pick



Squircle





Counterbalance offers less lift capacity but quicker height adjustment, making them perfect for meeting, classroom, or podium applications — and easily tailored to the user's height



INFLUENCE® TABLES

Stand up for change. Tired of pulling up a chair for work? Try standing. It improves circulation, promotes creativity, and has been known to make tasks easier to accomplish. Influence tables readily convert from sit-to-stand with either pneumatic counterbalance or crank mechanism. These fast and simple ergonomic adjustments make it easy to stand and work, or meet with others. No matter the function, Influence tables give you choices.

Influence® Table: Counterbalance Adjustment

The pneumatic adjustment just might be the easiest height-adjustable option available without the need for power. Simply pull the trigger handle to adjust — it's never been so easy!

- Dimensions: 24"–36" D x 48"–72" W
- Height adjustments:
 - Glides: 27.5"– 47"
 - Casters: 29.5"– 49"
- Lift capacity: approximately 40 lbs



Influence® X-Base: Counterbalance Adjustment

From instructor podiums to social spaces, our Influence® X-Base tables are the perfect fit. Pull these tables up for additional workspace or move them about in classrooms or breakrooms.

- Round, Square, Oval, or Eclipse worksurface shapes
- Dimensions: 30"–48" D
- Height adjustments:
 - Glides: 27.5"– 47"
 - Casters: 29.5"– 49"
- Lift capacity: approximately 40 lbs.





Influence® tables can be integrated into workstations for adjustability throughout the workday.

Influence®: Crank Adjustment

Crank height-adjustable tables provide a height-adjustable work area with no power requirements. Handle stores neatly by retracting under the worksurface.

- Dimensions: 24"-36" D x 48"-72" W
- Height adjustments:
 - Glides: 27.5" - 45"
 - Casters: 29.5" - 47"
- Lift capacity: approximately 200 lbs.



Rectangle



L-Shape Corner



Radius Corner

Influence®: Crank Adjustment for Corners

- Dimensions: 48"x 48" D to 72"x 60" D
- Available with 24" or 36" returns
- Height adjustment with glides: 27.5"-45"
- Lift capacity: approximately 225 lbs.
- Right- or left-hand returns
- L-Shape or radius inside corner

TECHNOLOGY & POWER

Power up! Seamless access to power is essential in today's workspaces and learning environments, and Interior Concepts has the solution that is right for you. Any table can be outfitted with integrated power outlets, USB ports, or HDMI and data ports. Built-in power keeps users connected, supporting uninterrupted work and learning for extended periods without disruption.



TABLE ACCESSORIES & OPTIONS



Cable Trough



Connect2




Coordinating 3MM Edgeband




CPU Holder



Grommets



Leg Wire Management



LinkLatch Ganging Mechanism



Modesty Panel: Mesh



Modesty Panel: Metal



Worksurface Power: AxilZ



Worksurface Power: Node

MOTION TABLE OPTIONS


Leg Style	Feet			Height and Mechanism			
	Glide	Locking Caster	Glide/Caster Combo	Fixed Height	Flip-Top	Height-Adjustable	Flip-Top/Height Adjustable
Arch	•	•	•	29" & 42"	•	26"-35"	26"-35"
H-Leg	•	•	•	29", 38" & 42"			
Post*	•	•	•	29" & 42"		26"-35"	
T-Leg*	•	•	•	29"	•	26"-35" or 29"-42"	26"-35"
X-Base	•	•		29" & 42"	•		

*Select legs available in additional colors

Colors - Standard



Colors - Additional




Legs



SPECIALTY TABLE OPTIONS

Leg Style	Feet		Height	
	Glide	Locking Caster	Fixed Height	Height-Adjustable
Flyte	•	•		21"-31" Glides 24"-34" Casters
O Frame	•		29"	
Angle Leg	•		29" & 42"	
Pedestal	•		29", & 42"	
Heavy Duty	•	•	29", & 36"	
Tangent	•		30", 36", & 42"	

Legs



INFLUENCE® TABLE OPTIONS

Leg Style	Leg Count	Feet		Height and Mechanism				Lift Capacity	
		Glide	Locking Caster	Crank: Glides	Crank: Casters	Counterbalance: Glides	Counterbalance: Casters	Counterbalance	Crank
T-Leg	2 or 3	•	•	27.5"-45"	29.5"-47" (2 leg only)	27.5"-45" (2 leg only)	29.5"-48" (2 leg only)	40 lbs.	200 lbs. 2-Leg 225 lbs. 3-Leg
X-Base*	1	•	•			27.5"-45"	29.5"-48"	40 lbs.	


*Select legs available in additional colors

All lift capacity weights are approximate and may vary depending on table size and worksurface weight

Legs




Colors - Standard




Colors - Additional




Colors - Flyte



Colors - O Frame




Colors - Angle



Colors - Pedestal



Colors - Heavy Duty



Colors - Tangent

